



**VENTURA COUNTY**  
**PUBLIC HEALTH**

**The California HIV Surveillance Report and  
The Ventura County HIV Report  
2020**



**Prepared by:**

**California Department of Public Health Center for Infectious Disease**

**Office of AIDS**

**Ventura County Public Health**

**The HIV/AIDS Center Office of AIDS Surveillance**

**TABLE OF CONTENTS**

INTRODUCTION .....2

PEOPLE LIVING WITH HIV TABLE.....2

VENTURA COUNTY AIDS CASES .....2

SUMMARY OF 2020 STATISTICS.....3

CALIFORNIA NEWLY DIAGNOSED HIV LINKAGE TO CARE.....4

VENTURA COUNTY NEWLY DIAGNOSED HIV LINKAGE TO CARE .....4

VENTURA COUNTY HIV/AIDS TIMELINE .....5

VCPH ‘THE CENTER’ OFFICE OF SURVEILLANCE ACTIVITIES OUTLINE .....6

## HIV STATISTICS FOR 2020 – California and Ventura County

The State Office of AIDS (SOA) focused on linkage to care and viral suppression for 2020. The SOA added categories such as linked to care within 1 month, up to 6 and 12 months of care. The SOA was also taking a closer look at viral suppression. These are two critical factors in reducing the transmission of HIV and enhancing the health and longevity of newly diagnosed HIV patients. The full report can be found on the State Office of AIDS website [here](#).

In 2009 Ventura County Public Health HIV Program Surveillance created a unique program to increase rapid linkage to care for newly diagnosed patients. In most cases, this also leads to timely initiation of anti-viral medications resulting in a non-detectable viral load for the patient, thus reducing HIV transmission.

When notification is received of a possible new HIV case, surveillance staff contact the healthcare provider so we may be present at the time of HIV diagnosis disclosure. The relationship the HIV/AIDS program staff have developed with providers over the years has also provided the opportunity for providers to reach out first when they learn of a new HIV diagnosis in one of their patients. The goal is to link the newly diagnosed patient to care within 72 hours. Program staff spend as much time as needed with the patient and try to provide them with an appointment prior to them leaving the disclosure. They will know what their next step is.

### Number of People Living with HIV

	2019	2020
United States	1.1 million	1.2 million
California	137,785	139,703
Ventura County	1,157	1,216

*Total may be underestimated due to delays in reporting*

**According to CDC, 13% of HIV positive individuals are unaware they are living with HIV.**

### Ventura County AIDS Cases 2020

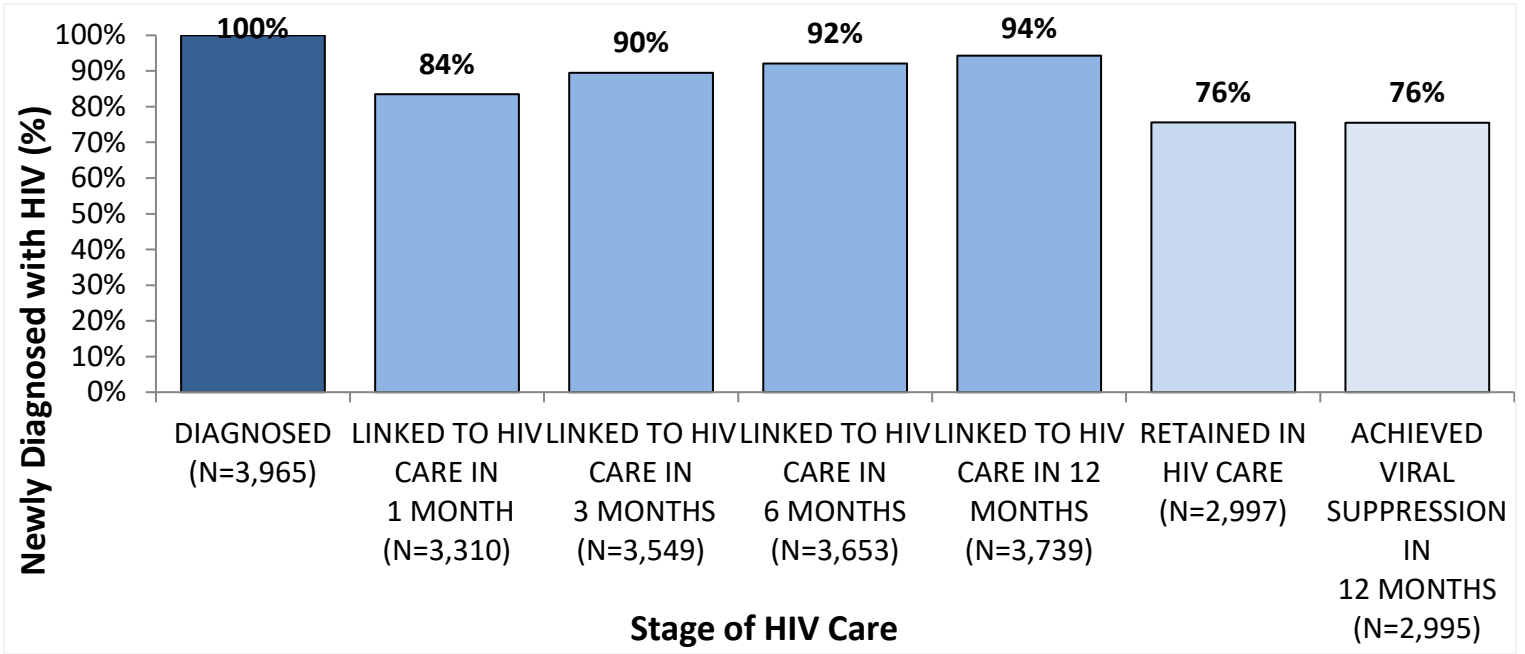
<b>Total number</b>	17
<b>Male</b>	16
<b>Female</b>	1
<b>Age</b>	AVE 35 YRS
<b>Mode</b>	*MSM
<b>Race/Ethnicity</b>	Prim. Hispanic

*\*Men who have sex with men.*

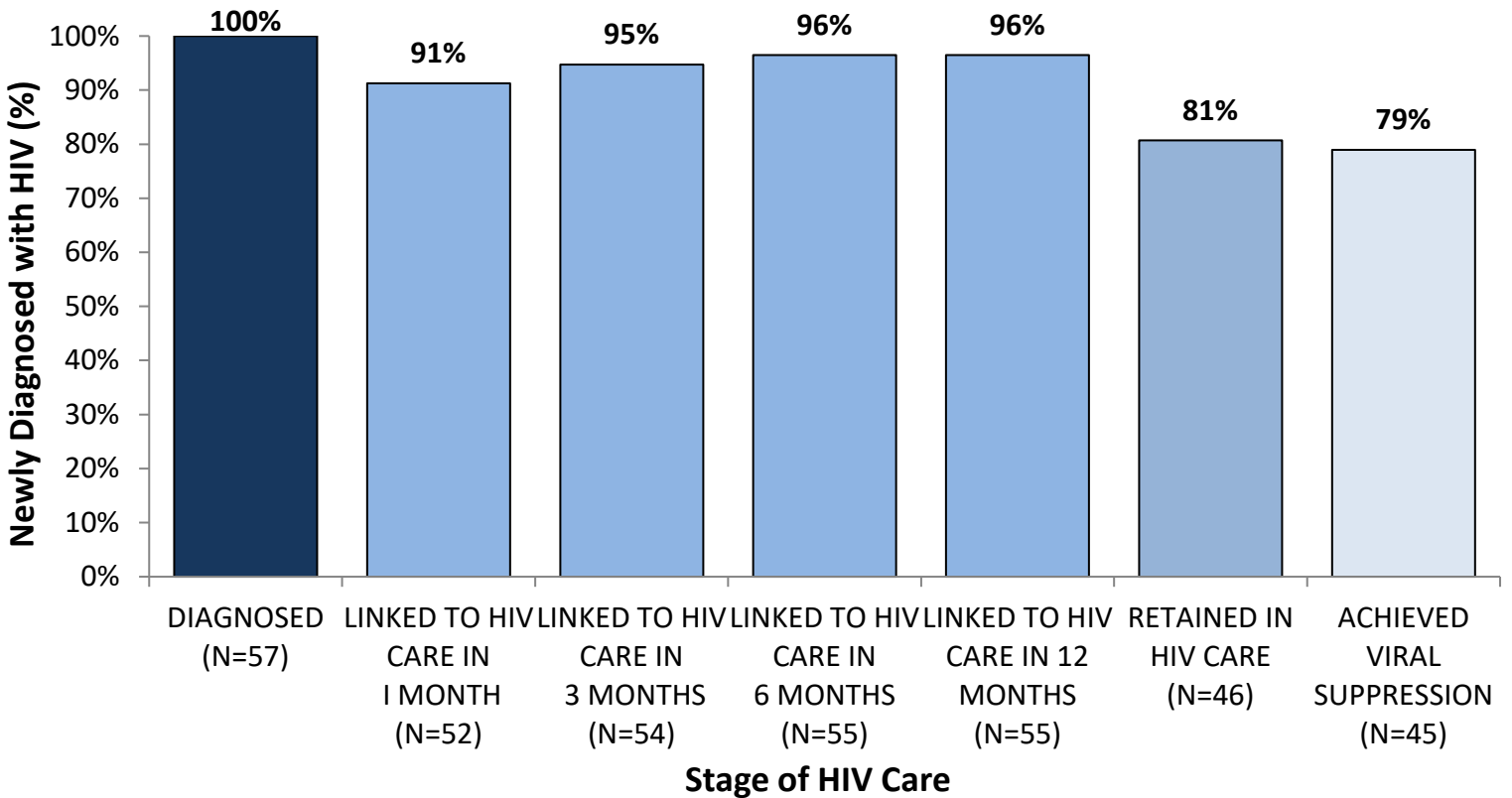
**Summary for 2020**

<b>VARIABLES</b>	<b>CALIFORNIA</b>	<b>VENTURA COUNTY</b>
Total number of new HIV cases	3,956	57
New cases linked within 1 month	83%	91%
Within 3 months	89%	95%
Within 6 months	92%	96%
Viral suppression at 12 months	76%	79%
Cisgender male	87%	94%
Cisgender female	12%	5%
Latinx	50%	78%
White	24%	17%
Black	17%	1%
For all: Men Sex Men (MSM)	56%	85%
Hetero	14%	5%
Intravenous Drug User	4%	1%
Age at Diagnosis	25-34	25-34
Deaths	1,806	8

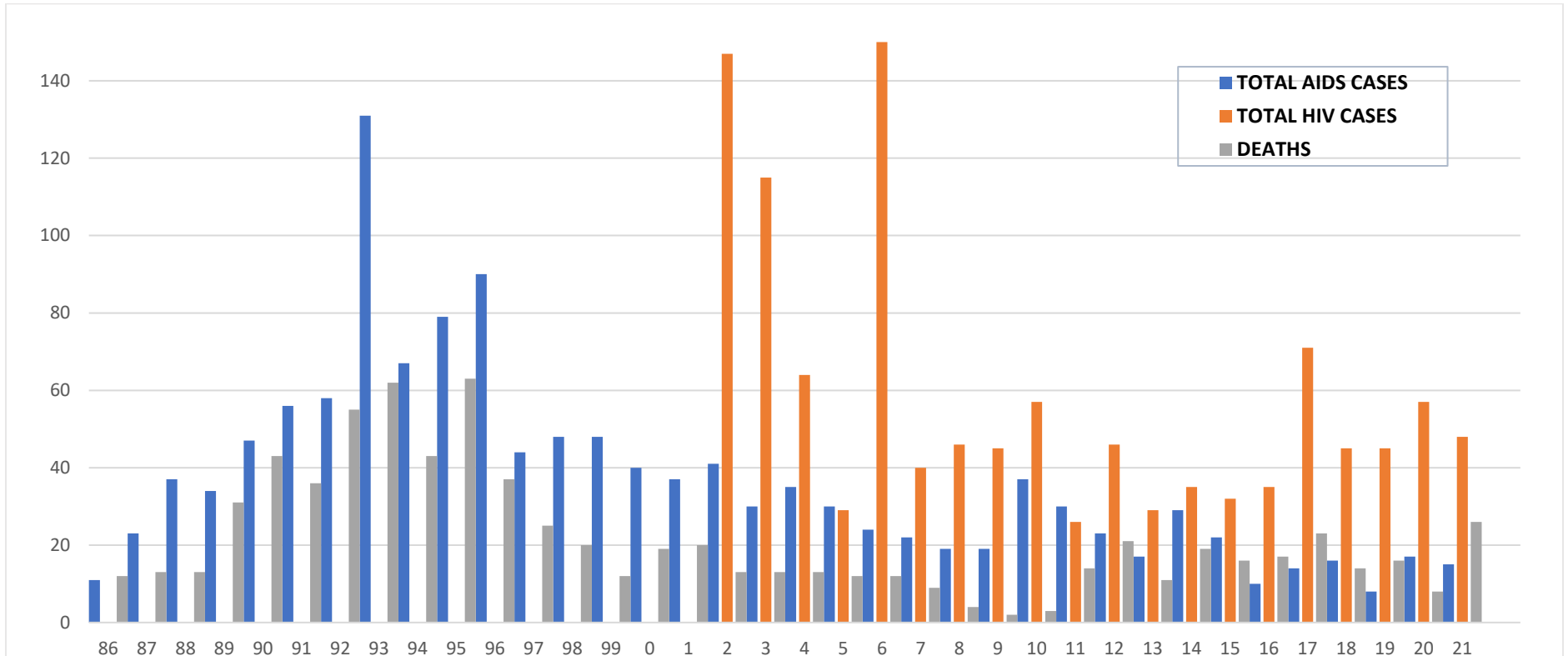
### CALIFORNIA NEWLY DIAGNOSED HIV “LINKAGE TO CARE”



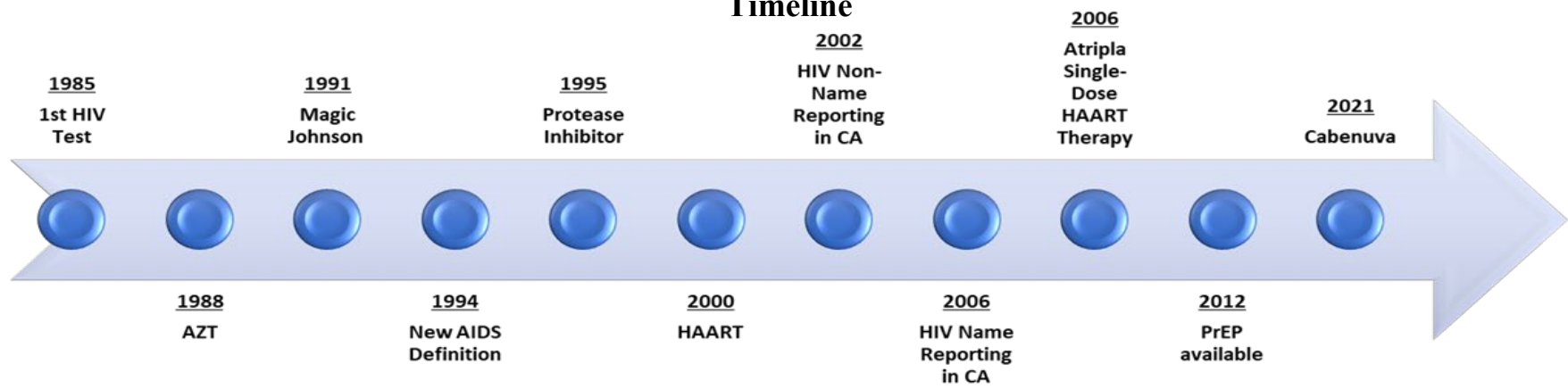
### VENTURA COUNTY NEWLY DIAGNOSED HIV “LINKAGE TO CARE”



## VENTURA COUNTY HIV/AIDS CASES AND DEATHS, BY YEAR



### Timeline



**The HIV/AIDS Center  
Office of Surveillance**

In a continued effort to end the HIV/AIDS epidemic, various measures take place to optimize patient care, engage patients in return to care, and reduce transmission. These measures are outlined below. The risk of transmission continues to be highest in the MSM (Men Who Have Sex with Men) population, and newly diagnosed cases among the Latinx population rose 14% from 2019. Targeted outreach is critical for these two populations to reduce transmission

**Lost to Follow up (LTFU):**

- Contact and locate patients who have disengaged with medical care (e.g., no clinic visits or labs for >3 months).
- Patient-specific targeted and focused communication with newly diagnosed patients.
- Re-engagement of patients who have stopped participating in case management services.

**Emergency Department (ED):**

- Collaboration with local EDs to locate newly diagnosed patients to link them to care and services.

**Partner Notification:**

- Provide support and assistance to newly diagnosed patients in performing partner notification to engage contacts in testing and education.

**Opt Out testing:**

- Collaborate with and support healthcare providers to perform HIV testing for individuals ages 13-64 years of age, per CDC guidelines.

More information is available here:

[www.cdc.gov/HIV](http://www.cdc.gov/HIV)

[www.CDPH.CA.gov/HIV](http://www.CDPH.CA.gov/HIV)

## Summary

Despite the COVID pandemic, there was an increase in the number of new HIV and AIDS cases in 2020. There is some speculation as to the role apps like Grindr played in people still being able to connect during a time of isolation. The age range of cases at the time of diagnosis remains like recent years, as well as the race of newly diagnosed cases. However, the SOA recently added Latinx as a race category, which broadened the definition. This led to a wider disparity between the number of cases among white individuals and the number of cases among the Latinx population.

One of the newer strategies to “Ending the Epidemic” is linkage to care within a pre-determined time frame. Ventura County has done well with this strategy by having HIV/AIDS program staff present at the time a new diagnosis is disclosed to a patient. As the critical work of ending the HIV/AIDS epidemic continues, Ventura County will continue to be at the forefront of prevention and intervention strategies to protect the health and well-being of the community.