

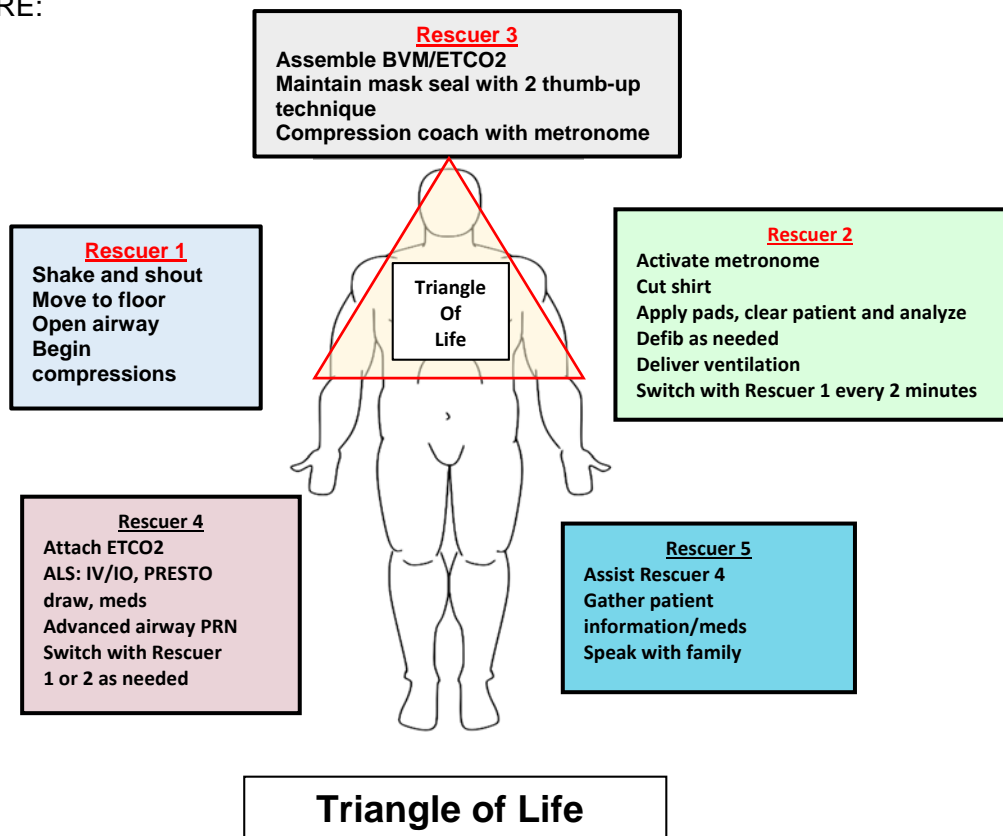


COUNTY OF VENTURA HEALTH CARE AGENCY		EMERGENCY MEDICAL SERVICES POLICIES AND PROCEDURES	
Policy Title: Cardiac Arrest Management (CAM)		Policy Number 733	
APPROVED: Administration:  Steven L. Carroll, Paramedic		Date: June 1, 2016	
APPROVED: Medical Director:  Angelo Salvucci, MD		Date: June 1, 2016	
Origination Date: April 30, 2016		Effective Date: June 1, 2016	
Date Revised:			
Date Last Reviewed:			
Next Review Date: June 1, 2018			

- I. PURPOSE: To establish a standardized procedure for the treatment of patients in cardiac arrest.
- II. AUTHORITY: California Health and Safety Code, Section 1797.220, and 1798. California Code of Regulations, Title 22, Section 100170.
- III. POLICY:
  - A. For all patients in cardiac arrest and are greater than 48 hours old, CAM protocol will be followed. Patients less than 48 hours old will follow VC EMS Neonatal Resuscitation Policy # 705.16
- IV. PROCEDURE:



# Ventura County EMS



## Cardiac Arrest Management (CAM) Protocol

For patients who are in cardiac arrest and greater than 48 hours old ①

**\*\*\*\*\*PRIORITIES DURING RESUSCITATION\*\*\*\*\***

- 1: High Quality Continuous Chest Compressions with minimal interruptions**
- 2: Low-volume interposed ventilations**
- 3: Early defibrillation**
- 4: Switch Compressors every 2 Minutes**



**Rescuer 1**

- Verify Cardiac Arrest (<10 seconds)
  - Shake and Shout
  - Open airway with “Shark Hook” maneuver (If trauma, modified jaw thrust)
    - **Pulse check helpful for heroin OD or cervical spine injury**
  - **If suspected FBAO:** **BLS:** Inspect Airway; **ALS:** Laryngoscopy
- **If not breathing:**
  - Move patient to place that will allow optimal CPR
  - Immediately Start High Quality Continuous Compressions Over Shirt②



**Rescuer 2**

- Turn on metronome (112/minute)
- Remove clothing over chest.
- Apply AED or Cardiac Monitor/Defibrillator pads③



Basic Life Support (AED)	Advanced Life Support (Manual Defib)
<ul style="list-style-type: none"> <li>• Turn on AED</li> <li>• Apply Pads</li> <li>• Clear patient then press Analyze</li> </ul>	<ul style="list-style-type: none"> <li>• Turn on Cardiac Monitor</li> <li>• Apply Pads</li> <li>• Pre-charge monitor④</li> </ul>

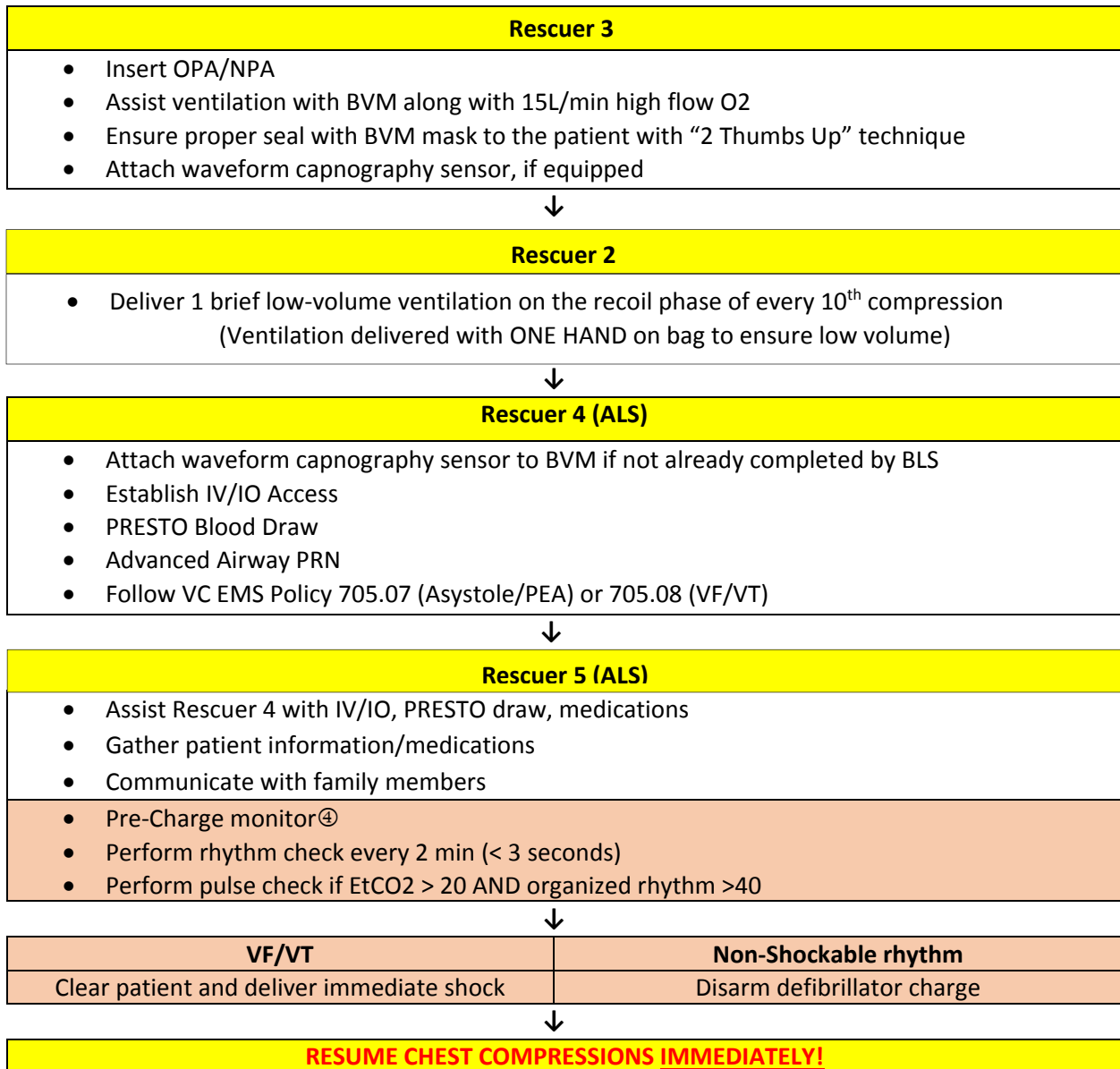


“Shock Advised”	“No Shock Advised”	VF/VT	Non-Shockable rhythm
If AED allows , resume chest compressions during charge Clear patient and press “Shock”		Clear patient and deliver immediate shock	Disarm defibrillator charge



**RESUME CHEST COMPRESSIONS IMMEDIATELY!**





**Additional Information:**

- ① Patients less than 48 hours old will follow VC EMS Neonatal resuscitation Policy 705.16
- ② Chest Compressions:
  - Rate: 112/min
  - Depth: 2-2.4 inches for an adult
    - 1/3 the anterior-posterior chest dimension for a child or infant
  - Full chest recoil after each compression
- ③ LIFEPAK 12/15 must be in paddles mode to capture compression data
- ④ Energy level per manufacturer or provider medical director  
(If 1 or more AED shocks were delivered, ALS defibrillation at next sequential Joules setting)