



VENTURA COUNTY  

---

PUBLIC HEALTH

**The California HIV Surveillance Report and  
The Ventura County HIV Report  
2019**

**Prepared by:**

**California Department of Public Health Center for Infectious Disease**

**Office of AIDS**

**Ventura County Public Health**

**The HIV/AIDS Center Office of AIDS Surveillance**

**TABLE OF CONTENTS**

INTRODUCTION .....2

PEOPLE LIVING WITH HIV TABLE.....2

VENTURA COUNTY AIDS CASES .....2

SUMMARY OF 2019 STATISTICS.....3

CALIFORNIA NEWLY DIAGNOSED HIV LINKAGE TO CARE.....4

VENTURA COUNTY NEWLY DIAGNOSED HIV LINKAGE TO CARE .....4

VENTURA COUNTY HIV/AIDS TIMELINE .....5

VCPH ‘THE CENTER’ OFFICE OF SURVEILLANCE ACTIVITIES OUTLINE .....6

## HIV STATISTICS FOR 2019 – California and Ventura County

In 2019, the State Office of AIDS (SOA) implemented a new format for reporting HIV Surveillance data. This includes a statewide report for California and a county-level report. The full report can be found on the State Office of AIDS website:

[https://www.cdph.ca.gov/programs/cid/da/pages/oa\\_case\\_surveillance\\_reports.aspx](https://www.cdph.ca.gov/programs/cid/da/pages/oa_case_surveillance_reports.aspx)

As part of the “Getting to Zero Strategy” outlined by the Centers for Disease Control and Prevention (CDC) and SOA, a summary of the linkage to care of new patients and retention of new patients in care is included for the 2019 reporting year. The goal is early HIV detection, getting patients into care, treatment initiation and adherence, and non-detectable as soon as possible to reduce further transmission.

### Number of People Living with HIV

	2018	2019
United States	1.2 million	1.1 million
California	136,566	137,785
Ventura County	1,139	1,157

*Total may be underestimated due to delays in reporting.*

**According to CDC, 15% of HIV positive individuals are unaware they are living with HIV.**

### Ventura County AIDS Cases

<b>Total number</b>	8
<b>Male</b>	7
<b>Female</b>	1
<b>Age</b>	20-24, 35-39
<b>Mode</b>	*MSM
<b>Race/Ethnicity</b>	Prim. Hispanic

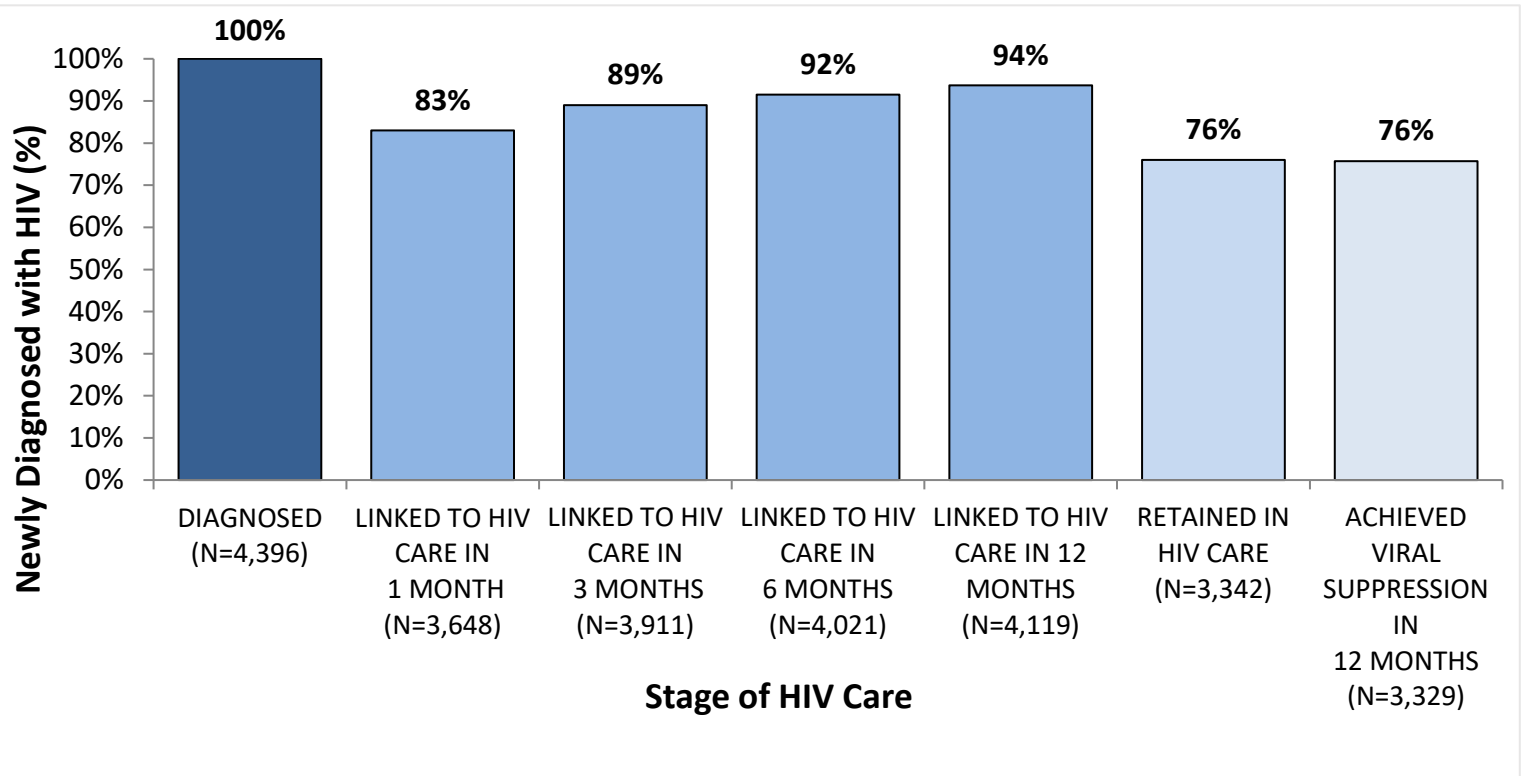
*\*Men who have sex with men.*

**Summary for 2019**

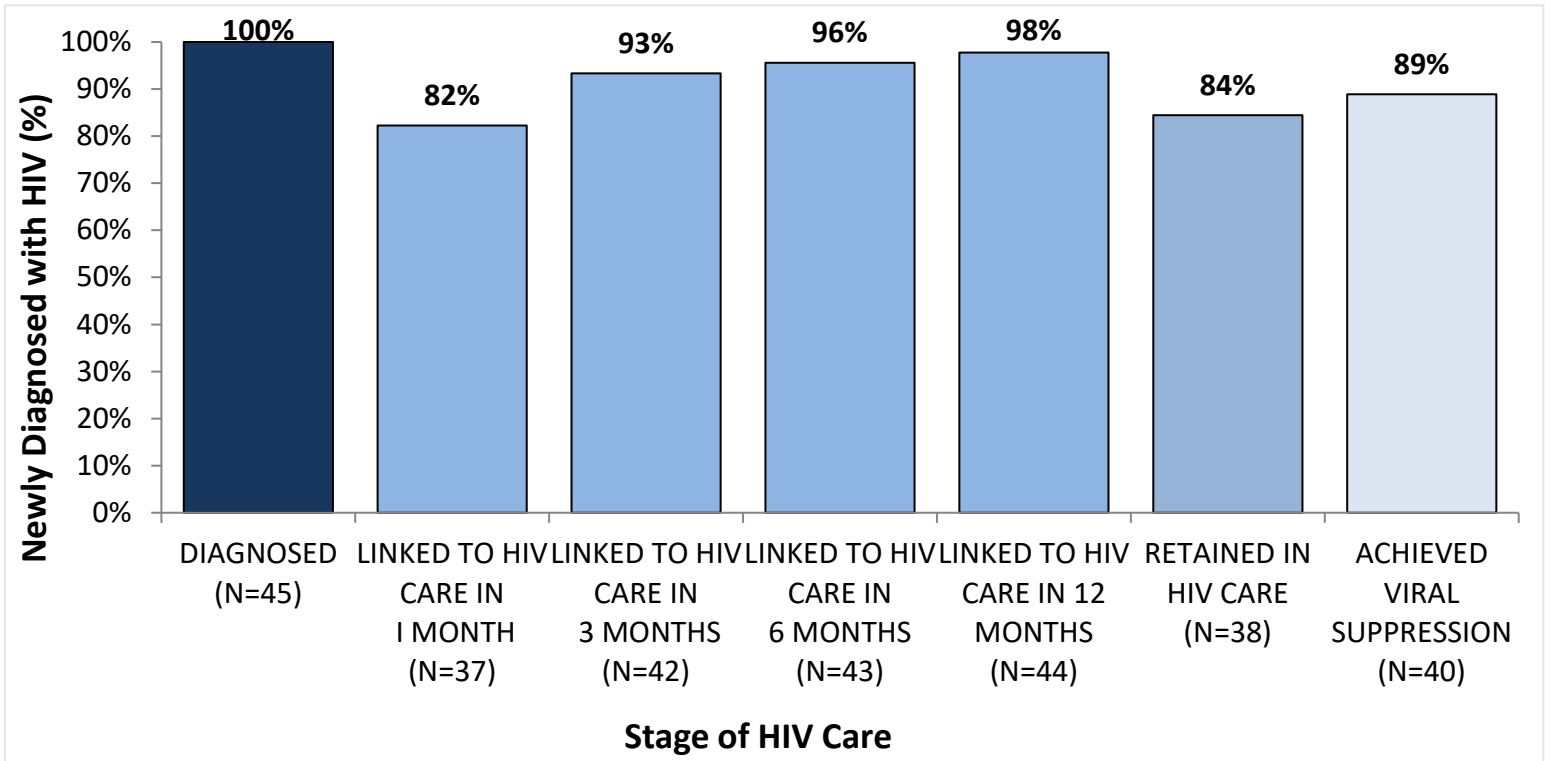
<b>VARIABLES</b>	<b>CALIFORNIA</b>	<b>VENTURA COUNTY</b>
Total number of HIV new cases	4,396	45
Cisgender male	85%	95%
Cisgender female	12%	4%
Transgender	1%	0
Latinx	49%	64%
White	24%	26%
Black	17%	4%
For males: Men Sex Men (MSM)	71%	82%
Heterosexual	9%	4%
Intravenous Drug User	4%	2%
For females: Heterosexual	47%	0
High Risk Heterosexual*	28%	4%
IDU	13%	0
Age at Diagnosis	20-29	25-34
Deaths	1,192	16

\* Sex with someone who is HIV positive, uses intravenous drugs, or has sex with a bisexual male.

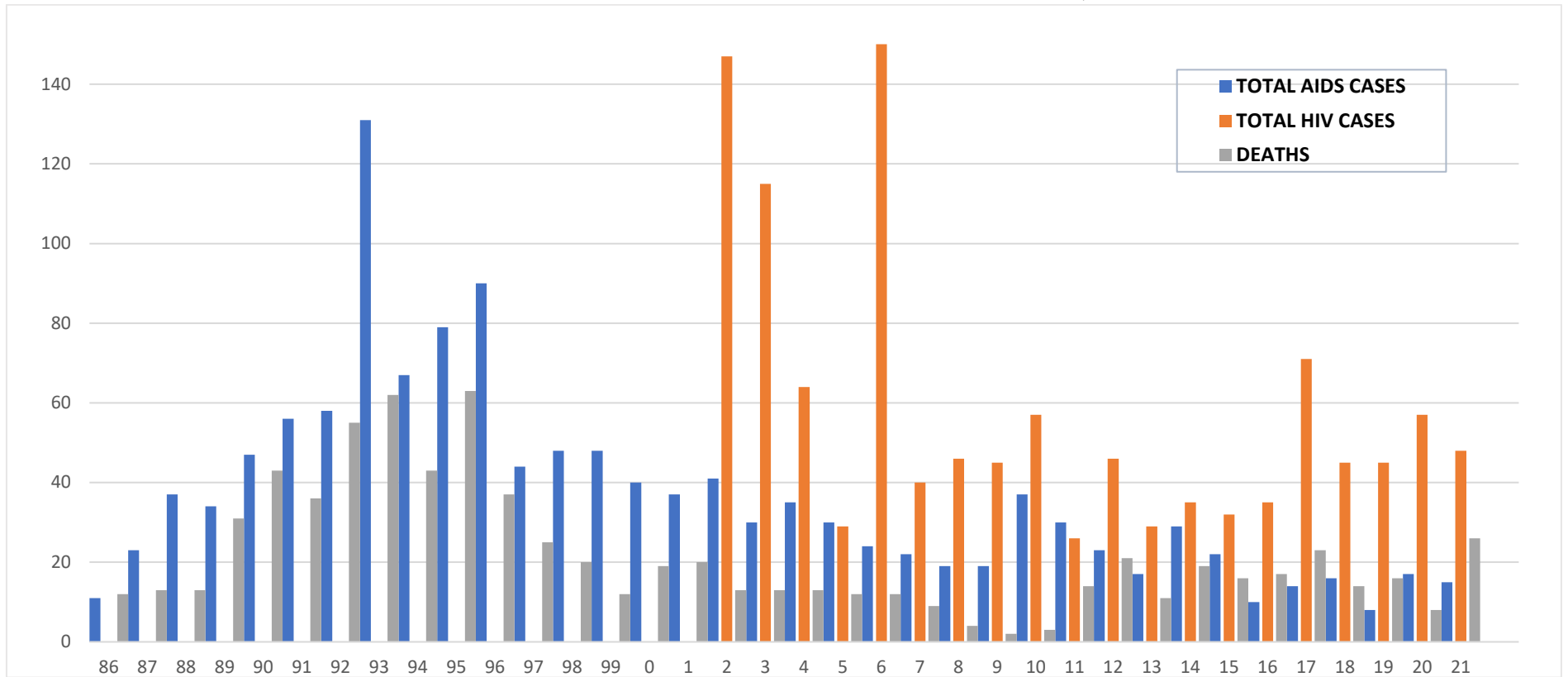
### CALIFORNIA NEWLY DIAGNOSED HIV “LINKAGE TO CARE”



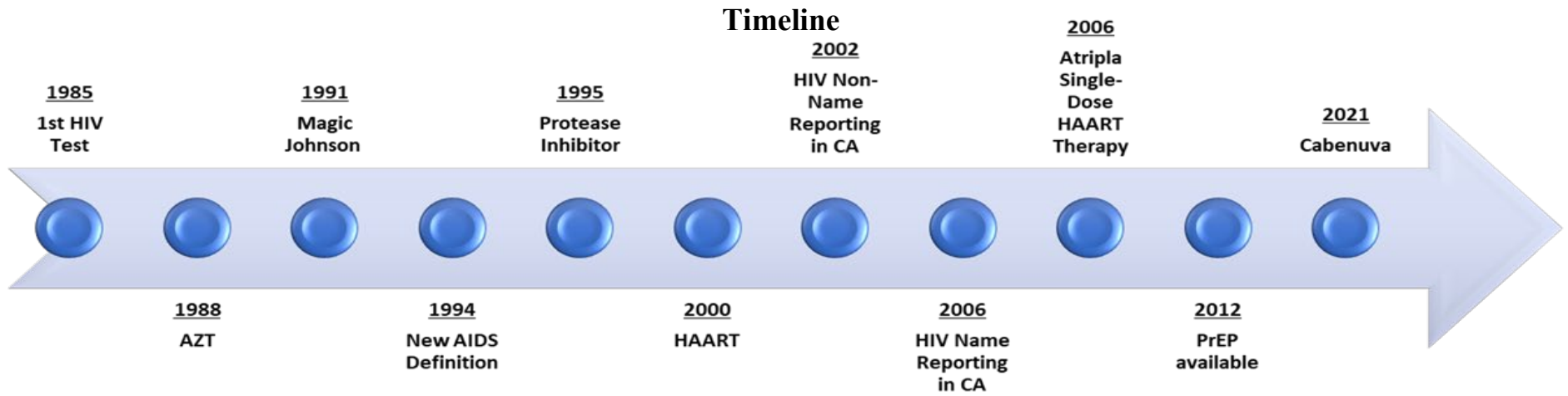
### VENTURA COUNTY NEWLY DIAGNOSED HIV “LINKAGE TO CARE”



# VENTURA COUNTY HIV/AIDS CASES AND DEATHS, BY YEAR



## Timeline



**The HIV/AIDS Center  
Office of Surveillance**

In a continued effort to end the HIV/AIDS epidemic, a variety of measures take place to optimize patient care, engage patients in the return to care and to reduce transmission. These measures are outlined below. The risk of transmission continues to be highest in the MSM (Men Who Have Sex with Men) population and newly diagnosed cases among the Latinx population rose 20% from 2018. Targeted outreach is critical for these two populations to reduce transmission.

**Lost to Follow up (LTFU):**

- Contact and locate patients who have disengaged with medical care (e.g., no clinic visits or labs for >3 months).
- Patient-specific targeted and focused communication with newly diagnosed patients.
- Re-engagement of patients who have stopped participating in case management services.

**Emergency Department (ED):**

- Collaboration with local EDs to locate newly diagnosed patients to link them to care and services.

**Partner Notification:**

- Provide support and assistance to newly diagnosed patients in performing partner notification to engage contacts in testing and education.

**Opt Out testing:**

- Collaborate with and support healthcare providers to perform HIV testing for individuals ages 13-64 years of age, per CDC guidelines.

More information is available here:

[www.cdc.gov/HIV](http://www.cdc.gov/HIV)

[www.CDPH.CA.gov/HIV](http://www.CDPH.CA.gov/HIV)